




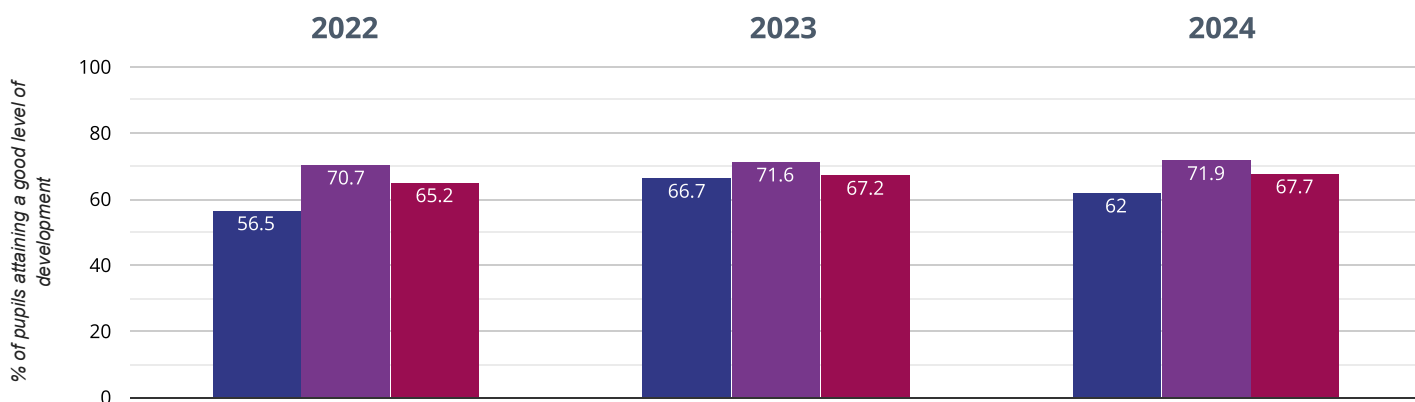
If you have any queries regarding the data within the Real Time Data graphs, please **contact your Local Authority**.

MILL RYTHE INFANT SCHOOL

Brought to you by [the NCER](#)



★ Good Level Of Development



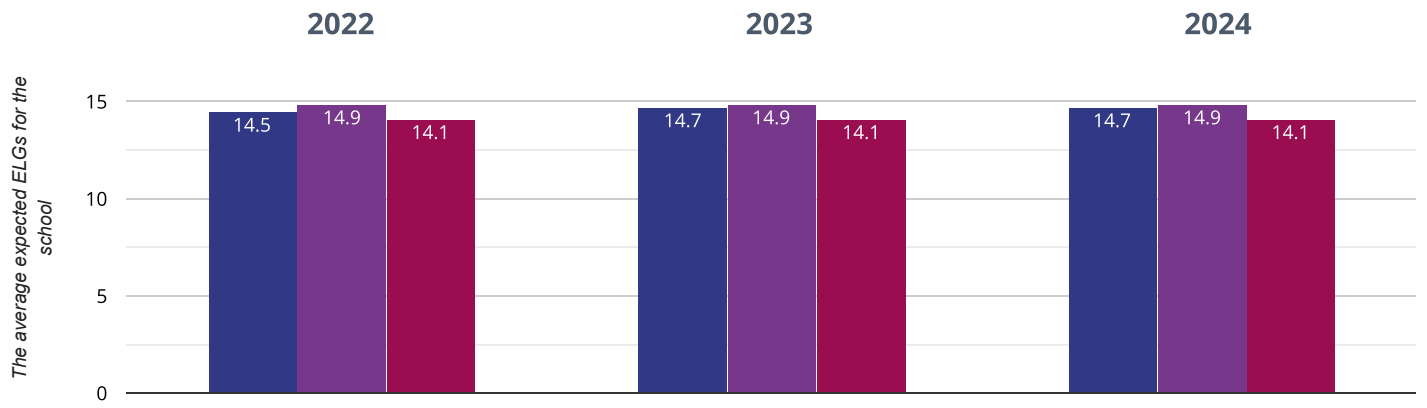
62% in 2024

4.7% points drop since 2023

5.5% points rise since 2022

■ Mill Rythe Infant School ■ Hampshire (365) ■ NCER National (17536)

🔍 Average number of early learning goals at expected level per child



14.7% in 2024

0% change from 2023

0.2% points rise since 2022

■ Mill Rythe Infant School ■ Hampshire (365) ■ NCER National (17536)